



COMMERCIAL AIRFOIL DAMPER AFX-6H6

STANDARD SPECIFICATIONS

- CONST. - 6063-T5 EXTRUDED ALUMINUM
- FRAME - 6" X .625" X .125" (152.4MM X 15.9MM X 3.2MM)
WELDED BUTT CORNERS, MULLIONS AND SPREADER BARS ON ALL SECTIONS 48" (1219.2MM) AND LARGER
- BLADES - 6" X .625" X .07", 16 GA. (152.4MM X 16MM X 1.8MM) ALUMINUM AIRFOIL
- SEALS - DUAL DUROMETER VINYL BLADE SEAL, -40 DEG. F. TO +200 DEG. F., 2.7" (68.6MM) S.S. SIDE SEALS
- SHAFTS - .5" (12.7MM) DIA. KEYED EXTRUDED ALUMINUM
- BEARINGS - .5" (12.7MM) NYLON BUSHINGS
- LINKAGE - OUTSIDE AIRSTREAM, PLATED STEEL LINKAGE ROD
- DRIVE - .5" (12.7MM) KEYED EXTRUDED ALUMINUM EXTENDING SHAFT 6" (152.4MM) OUT OF FRAME
- FINISH - MILL ALUMINUM
- SIZE - MINIMUM 8" W X 8" H (203.2MM X 203.2MM)
- MAXIMUM 48" W X 72" H (1219.2MM X 1828.8MM)

OPTIONS

- BEARINGS - STAINLESS STEEL BUSHINGS, OILITE BRONZE BUSHINGS, BALL BEARINGS
- JACK - SEE SIZING CHARTS
- SHAFTS - MANUAL, JACK SHAFTS, MOTORIZED, ETC.

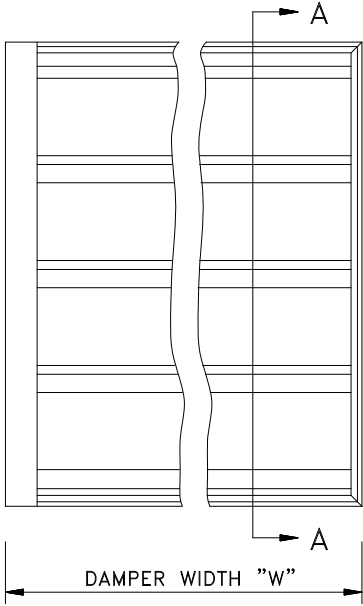
TECHNICAL NOTES

- MAX. RECOMMENDED VEL. - 4000 FPM
- MAXIMUM TEMPERATURE - 200° F.
- LEAKAGE - LESS THAN 1% AT 9" W.G.
- SHIPPING WEIGHT - APPROX. 6 LB/SQ. FT.
- LARGER SIZES - MULTIPLE SECTIONS WILL BE PROVIDED FOR RE-ASSEMBLY BY OTHERS

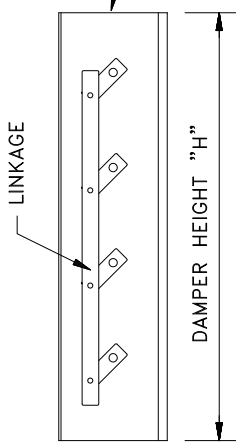
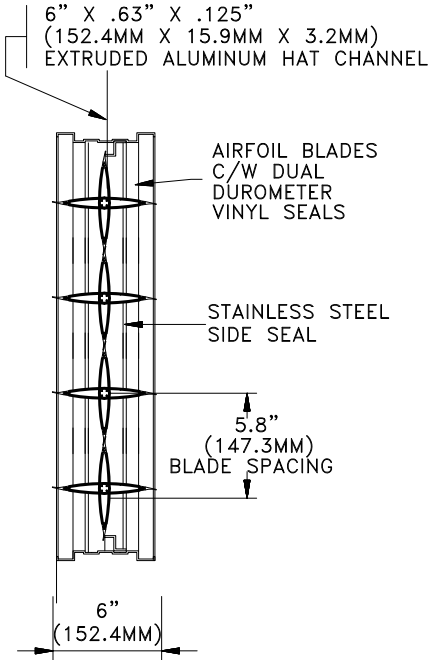
DAMPER IS MANUFACTURED .25" SMALLER THAN ORDERED SIZE UNLESS EXACT DIMENSIONS ARE STATED.

DAMPER IS AVAILABLE IN OPPOSED BLADE AND PARALLEL BLADE ORIENTATION (PARALLEL BLADE IS SHOWN)

* FOR MORE INFORMATION, CONTACT OUR FACTORY *



6" X 1.75" X .75" X .125"
(152.4MM X 44.5MM X 19.1MM X 3.8MM)
ALUMINUM UNEQUAL CHANNEL
FOR LINKAGE SIDE



SECTION A-A

SIDE VIEW

NOTES

WHEN MORE THAN ONE SECTION WIDE SEE MULTI-SECTION DRAWING.

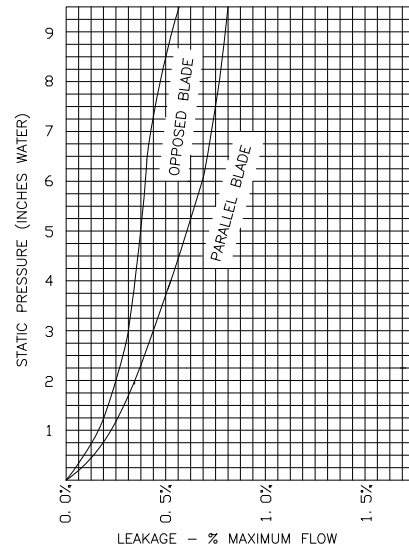
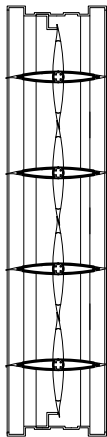
DATE:
PROJECT:
ENGINEER:
CUSTOMER:
DISTRIBUTOR:

APPROVAL

AFX-6H6-D

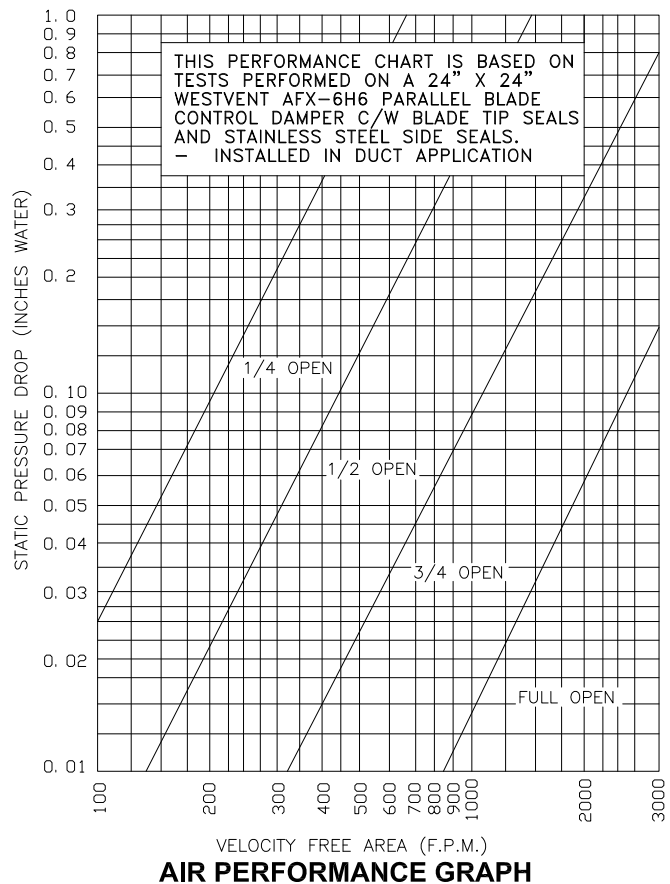
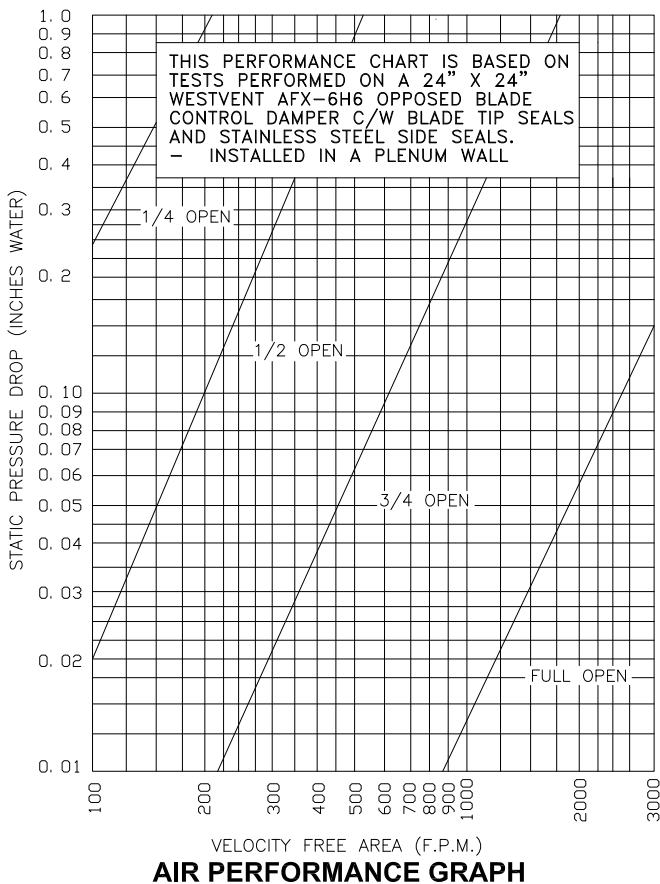


COMMERCIAL AIRFOIL DAMPER AFX-6H6



TORQUE REQUIREMENT CHART: INCH - LBS./SQ. FT.		
1000 F.P.M. @ 2" W.G.	1000 - 2000 F.P.M. @ 3" W.G. (X 1.5)	2000 - 3000 F.P.M. @ 4" W.G. (X 2.0)
OPPOSED BLADE 5 IN. LBS./SQ. FT.	OPPOSED BLADE 7.5 IN. LBS./SQ. FT	OPPOSED BLADE 10 IN. LBS./SQ. FT
PARALLEL BLADE 7 IN. LBS./SQ. FT.	PARALLEL BLADE 10.5 IN. LBS./SQ. FT	PARALLEL BLADE 14 IN. LBS./SQ. FT

MAXIMUM SYSTEM PRESSURE			
12" WIDE 10" SP W.G.	24" WIDE 9" SP W.G.	36" WIDE 8" SP W.G.	48" WIDE 6" SP W.G.



AFX-6H6-S

THE INFORMATION CONTAINED ON THIS DATA SHEET REMAINS THE PROPERTY OF WESTERN VENTILATION PRODUCTS LTD. AND IS PROTECTED BY COPYRIGHT. WESTVENT AIR PERFORMANCE RATINGS SHOWN ARE BASED ON TESTS MADE BY TECHNICIANS IN OUR TEST LABORATORY.