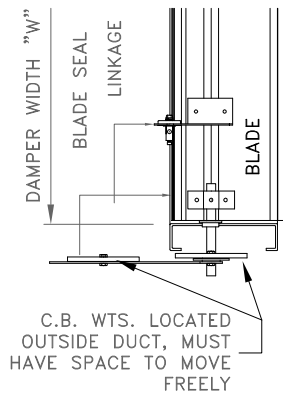


westvent®

INDUSTRIAL BACK DRAFT DAMPER BDS-6C6-LI & LS



HORIZONTAL SECTION
(TOP VIEW)

STANDARD SPECIFICATIONS

- CONST. - FORMED STEEL FRAME AND ALUMINUM BLADES
- FRAME - 6" X 1.5" X .079", 12 GA. (152.4MM X 38.1MM X 2.8MM) C-CHANNEL FORMED STEEL, BUTT CORNER, WELDED ASSEMBLY,
- BLADES - 14 GA. FORMED ALUMINUM, OPENS TO 90°, 5.88" (149.4MM) BLADE SPACING
- SEALS - DUAL DUROMETER BLADE TIP SEALS
- SHAFTS - .5" (12.7MM) DIA. C.R. PLATED STEEL
- BEARINGS - .5" (12.7MM) I.D. PRESSED IN PLATED STEEL BALL BEARINGS
- LINKAGE - STEEL INSIDE AIRSTREAM LI, OR OUTSIDE AIRSTREAM LS
- C.B. WTS. - 4" X 4" .5" (101.6MM X 101.6MM X 12.7MM) STEEL, INSTALLED AT FACTORY
- FINISH - MILL
- SIZE - MINIMUM 12" X 12" (304.8MM X 304.8MM) MAXIMUM 48" X 72" (1219.2MM X 1828.8MM)

OPTIONS

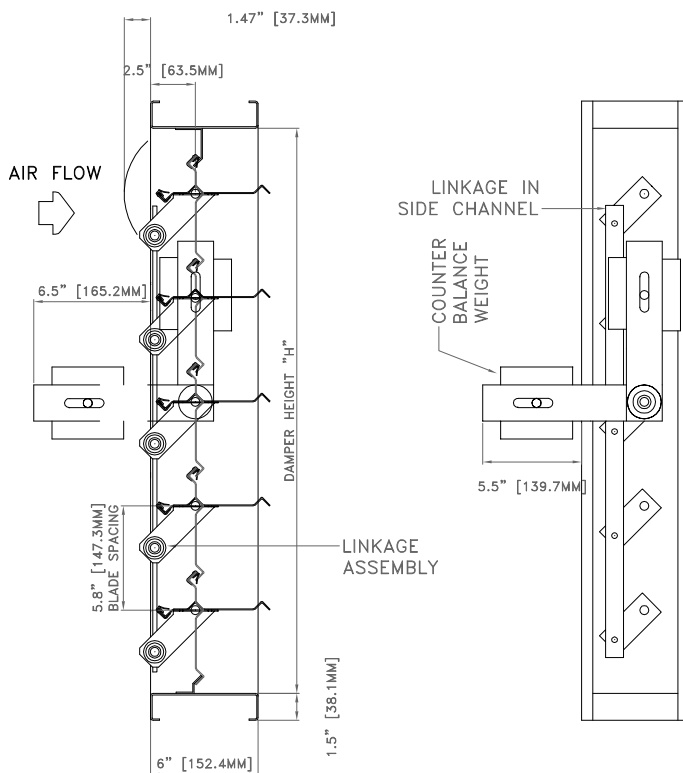
- CONST. - HEAVIER GAUGES
- FRAME - AS REQUIRED
- BLADES - AS REQUIRED
- BEARINGS - .5" (12.7MM) NYLON BUSHINGS

TECHNICAL NOTES

- MAX. RECOMMENDED VEL. - 3000 F.P.M.
- SHIPPING WEIGHT - APPROX. 6 LBS./SQ. FT.

INDUSTRIAL DAMPERS ARE MANUFACTURED TO INSIDE DIMENSIONS UNLESS OTHERWISE STATED

* FOR MORE INFORMATION, CONTACT OUR FACTORY *



BDS-6C6-LI
(SECTION)

BDS-6C6-LS
(SIDE VIEW)

NOTES

1. COUNTER BALANCE WEIGHTS **MUST NOT** BE REMOVED OR RELOCATED
2. BACKDRAFT DAMPER UNIT **MUST NOT** BE PLACED IN, OR TOO CLOSE TO WALL
3. THESE DAMPERS WILL NOT OPERATE EFFECTIVELY IF COUNTER BALANCE WEIGHTS ARE REMOVED
4. REMOVING COUNTER BALANCE WEIGHTS WILL VOID WARRANTY

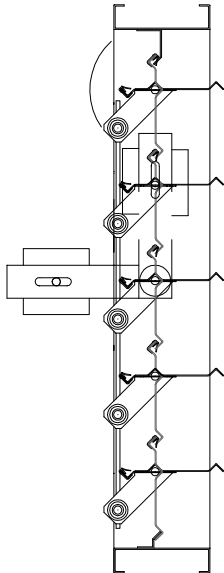
DATE:
PROJECT:
ENGINEER:
CUSTOMER:
DISTRIBUTOR:

APPROVAL

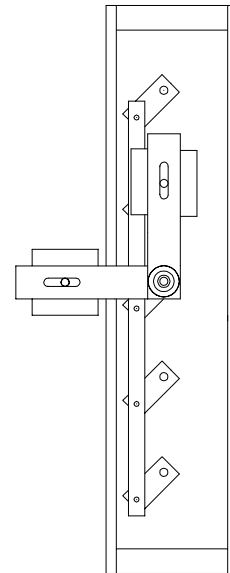
BDS-6C6-LI & LS



**INDUSTRIAL STEEL
BACK DRAFT DAMPER
BDS-6C6-LI & LS**

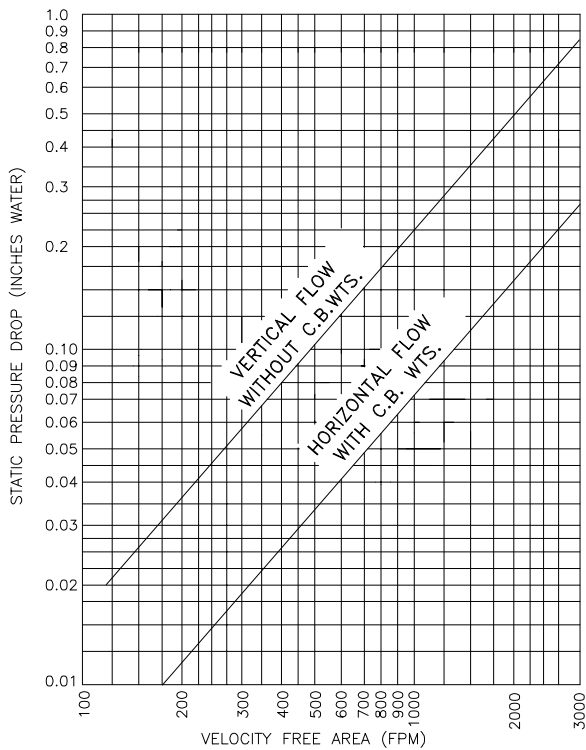


TEST
CONDITIONS:
A 24" X 24"
DAMPER WAS
USED FOR
THE TEST
AT STANDARD
AND
OPERATING
TEMPERATURE
RANGE OF
65°F - 85°F,
AND 15 MINUTES
TEST DURATION
WATER PENETRATION



BDS-6C6-LS

**FREE AREA TABLE (SQ. FT.) AT
BLADES AT 45 DEGREE ANGLE**



AIR PERFORMANCE GRAPH

HEIGHT (INCHES)	WIDTH (INCHES)						
	12	18	24	30	36	42	48
12	0.45	0.68	1.20	1.50	1.80	2.10	2.40
16	0.60	0.90	1.60	2.00	2.40	2.80	3.20
20	0.92	1.38	2.00	2.50	3.00	3.50	4.00
24	1.10	1.65	2.40	3.00	3.60	4.20	4.80
28	1.28	1.93	2.80	3.50	4.20	4.90	5.60
32	1.47	2.20	3.20	4.33	5.20	6.07	6.93
36	1.65	2.48	3.60	4.83	5.85	6.83	7.80
40	1.83	2.75	4.00	5.42	6.50	7.53	8.67
44	2.02	3.03	4.40	5.96	7.15	8.34	9.53
48	2.20	3.30	4.80	6.50	7.80	9.10	10.40
52	2.38	3.58	5.20	7.04	8.45	9.86	11.27
56	2.57	3.85	5.60	7.58	9.10	10.62	12.13
60	2.75	4.13	6.00	8.13	9.75	11.38	13.00
64	2.93	4.40	6.40	8.67	10.40	12.13	13.87
68	3.12	4.68	6.80	9.21	11.05	12.89	14.73
72	3.30	4.95	7.20	9.75	11.70	13.65	15.60

THE INFORMATION CONTAINED ON THIS DATA SHEET REMAINS THE PROPERTY OF WESTERN VENTILATION PRODUCTS LTD. AND IS PROTECTED BY COPYRIGHT. WESTVENT AIR PERFORMANCE RATINGS SHOWN ARE BASED ON TESTS MADE BY TECHNICIANS IN OUR TEST LABORATORY.