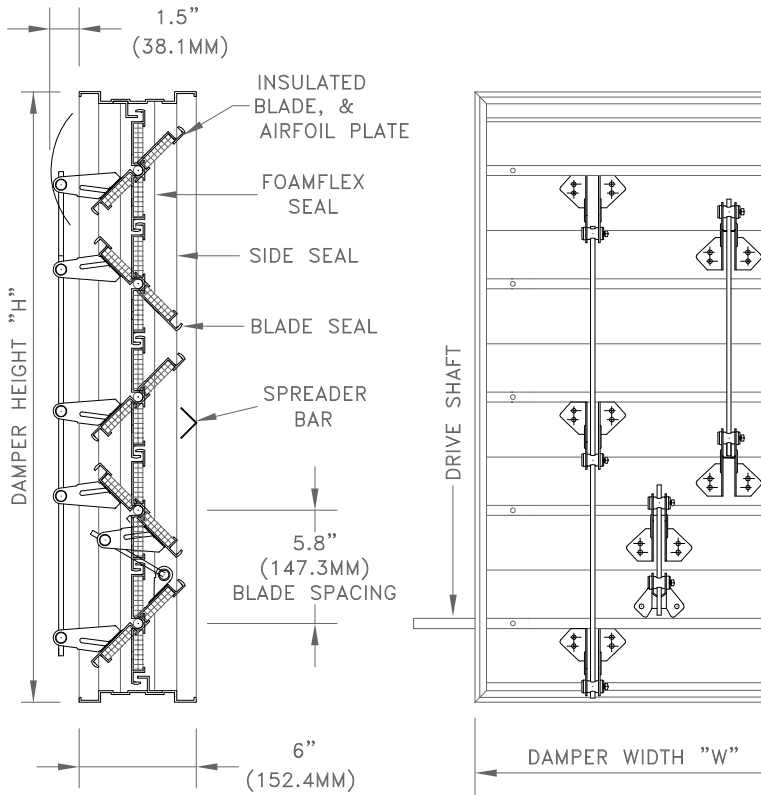
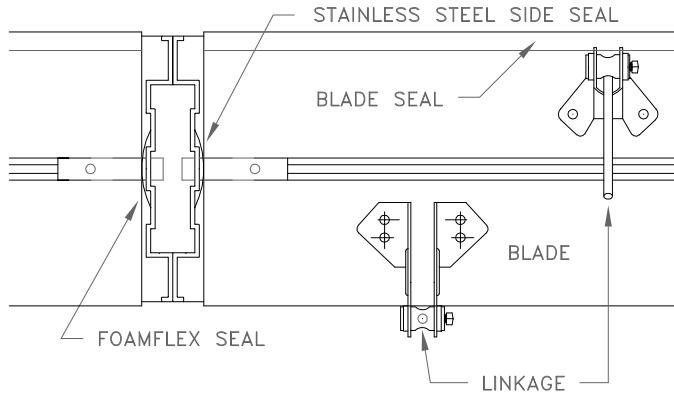


MULTIPLE HORIZONTAL SECTION



SECTION

ELEVATION
(CLOSED BLADE SHOWN)



COMMERCIAL INSULATED
ALUMINUM OPPOSED
BLADE DAMPER
OBX-6H6-IN

STANDARD SPECIFICATIONS

- CONST. - EXTRUDED ALUMINUM, WELDED FRAME, MITRED CORNERS. GUSSETS, MULLIONS & SPREADER BARS ON ALL SECTIONS 48" (1219.2MM) AND LARGER
- FRAME - 6" X .625" X .125" (152.4MM X 15.9MM X 3.2MM) EXTRUDED ALUMINUM "HAT" CHANNEL
- BLADES - 6" X .625" X .08", 12 GAUGE (152.4MM X 15.9MM X 2.1MM) ALUMINUM AIRFOIL, INSUL. R 2.5
- SEALS - SANTOPRENE BULB TYPE IN BLADE TIP, -50 ° F. TO +250° F., SS. SIDE SEALS
- SHAFTS - .5" (12.7MM) DIA. C.R. PLATED STEEL
- BEARINGS - .5" (12.7MM) OILITE BRONZE BUSHINGS
- LINKAGE - INSIDE AIRSTREAM, ROD TRAVEL 5.25" (133.35MM)
- DRIVE SHAFT - .5" X 10" (12.7MM X 254MM) C.R. PLATED STEEL
- FINISH - MILL ALUMINUM
- SIZE - MINIMUM 8" W X 14" H (203.2MM X 355.6MM)
- MAXIMUM 48" W X 96" H (1219.2MM X 2438.4MM)

OPTIONS

- BEARINGS - .5" (12.7MM) NYLON BUSHINGS
.5" (12.7MM) BALL BEARING
- CONTROL - MANUAL, JACK SHAFTS, MOTORIZED, ETC.

TECHNICAL NOTES

- MAX. RECOMMENDED VEL. - 3000 FPM
- MAXIMUM TEMPERATURE - 250 DEG. FAHRENHEIT
- LEAKAGE - LESS THAN 1% AT 4" W.G.
- SHIPPING WEIGHT - APPROX. 6 LB/SQ. FT.
- LARGER SIZES - MULTIPLE SECTIONS WILL BE PROVIDED FOR RE-ASSEMBLY BY OTHERS

DAMPER IS MANUFACTURED .25" (6MM) SMALLER THAN ORDERED SIZE UNLESS EXACT DIMENSIONS ARE STATED

DAMPER IS AVAILABLE IN PARALLEL BLADE ORIENTATION ALSO. SEE PBX-6H6 FOR PARALLEL BLADE

* FOR MORE INFORMATION, CONTACT OUR FACTORY *

APPROVAL

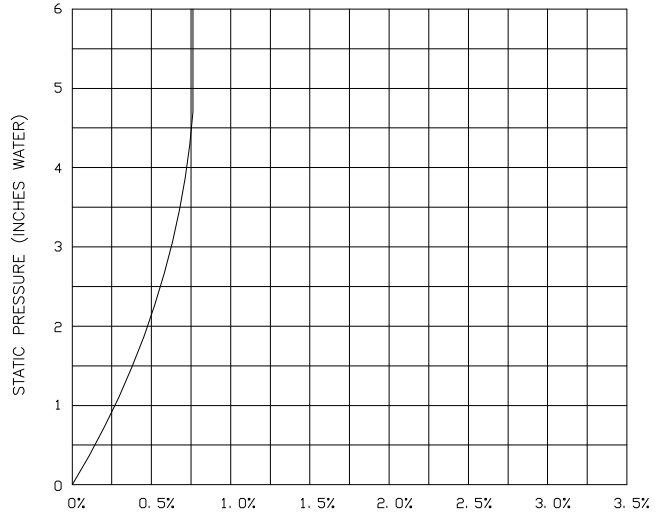
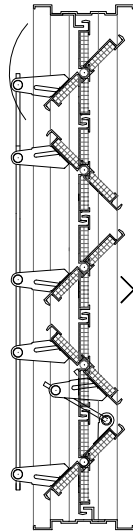
APPROVAL

DATE:
PROJECT:
ENGINEER:
CUSTOMER:
DISTRIBUTOR:

OBX-6H6-IN



**COMMERCIAL
ALUMINUM OPPOSED
BLADE DAMPER
OBX-6H6-IN**



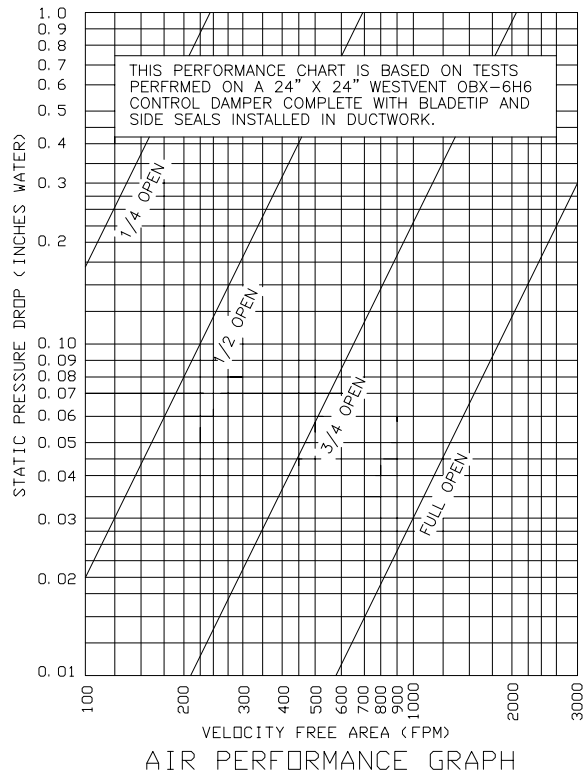
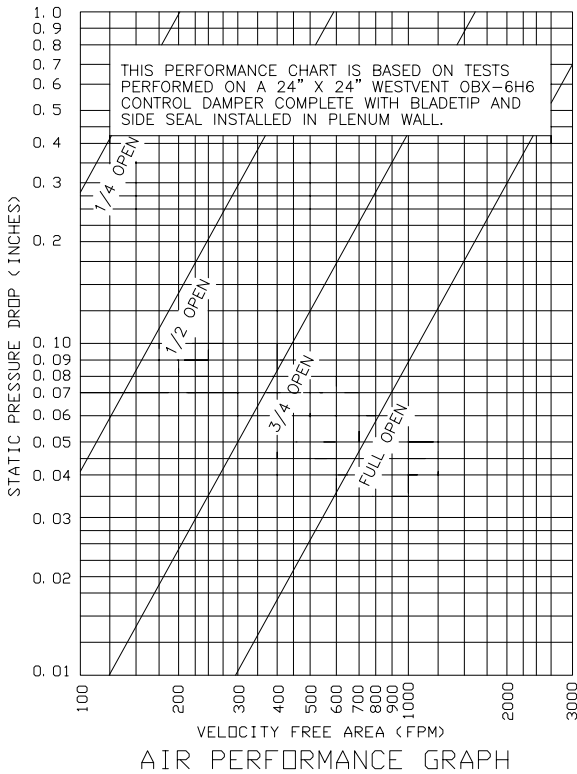
LEAKAGE ____ % MAXIMUM FLOW
BASED ON 5 IN. LB./SQ. FT.
AIR LEAKAGE CHART

TORQUE REQUIREMENT CHART: INCH - LBS./SQ. FT.

1000 F.P.M. @ 2" W.G.	1000 - 2000 F.P.M. @ 3" W.G. (X 1.5)	2000 - 3000 F.P.M. @ 4" W.G. (X 2.0)
5 IN. LBS./SQ. FT.	7.5 IN. LBS./SQ. FT.	10 IN. LBS./SQ. FT.

MAXIMUM SYSTEM PRESSURE

12" WIDE 6" SP W.G.	24" WIDE 6" SP W.G.	36" WIDE 5" SP W.G.	48" WIDE 4" SP W.G.
------------------------	------------------------	------------------------	------------------------



THE INFORMATION CONTAINED ON THIS DATA SHEET REMAINS THE PROPERTY OF WESTERN VENTILATION PRODUCTS LTD. AND IS PROTECTED BY COPYRIGHT. WESTVENT AIR PERFORMANCE RATINGS SHOWN ARE BASED ON TESTS MADE BY TECHNICIANS IN OUR TEST LABORATORY.