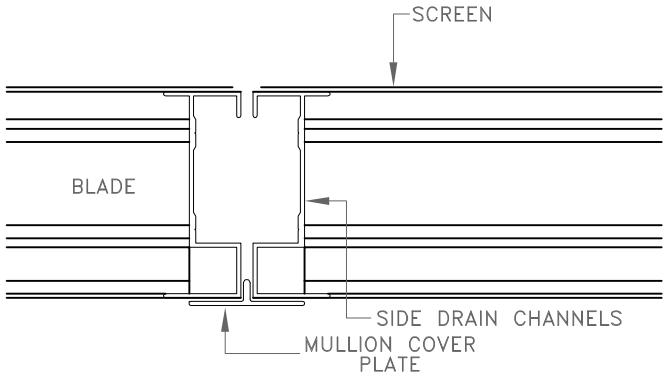




ALUMINUM LOUVER XT-440U XTF-440U



HORIZONTAL SECTION

STANDARD SPECIFICATIONS

- CONST. - 6063-T5 EXTRUDED ALUMINUM, WELDED ASSEMBLY
- FRAME - 4" X 1" X .081" (101.6MM X 25.4MM X 2.1MM) CHANNEL, SIDE DRAIN CHANNELS, BUTT CORNERS, 5° SLOPED SILL
- BLADES - 4" X .081" (101.6MM X 2.1MM) SET AT 40°, 4" (101.6MM) BLADE SPACING, TYPE "U" CARRIES WATER TO SIDE DRAIN CHANNELS SUPPORTS AT 48" (1219.2MM) W CENTERS
- SCREEN - .75" X .75" (19.1MM X 19.1MM) X 18 GAUGE GALVANIZED, SCREW FASTENED
- FINISH - MILL ALUMINUM
- SIZE - MINIMUM 12" W X 12" H (304.8MM X 304.8MM)
MAXIMUM SECTION WIDTH 144" (3657.6MM)
MAXIMUM SECTION HEIGHT 144" (3657.6MM)
MAXIMUM SECTION SIZE 72 SQ. FT.

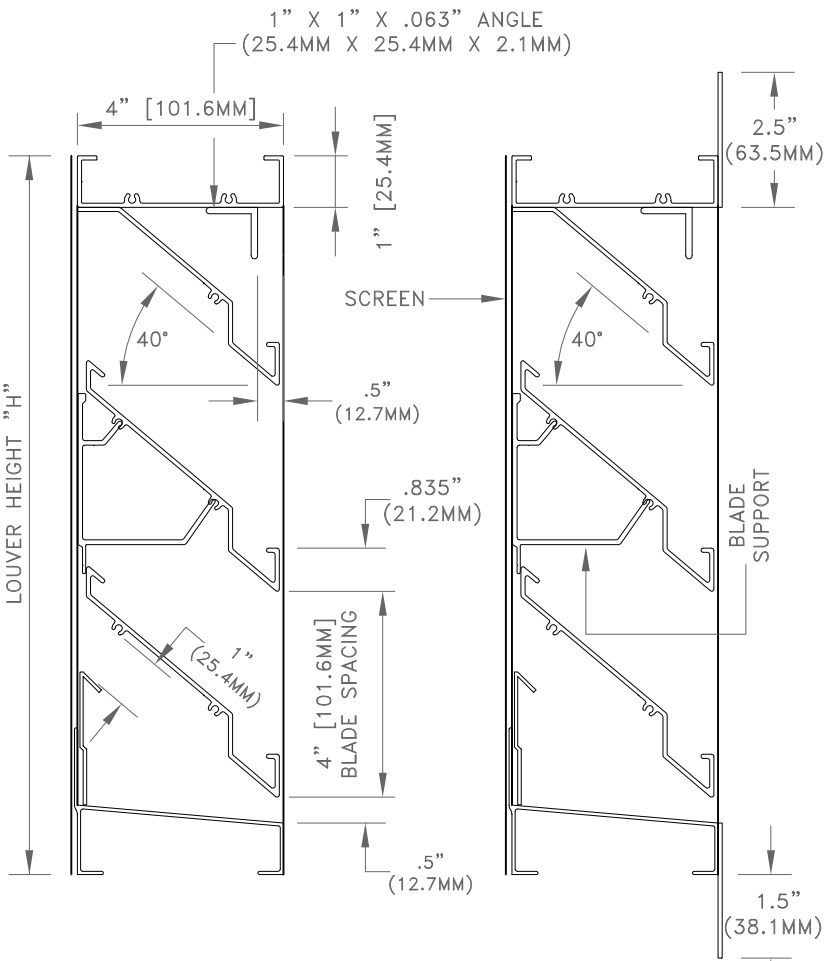
OPTIONS

- CONST. - CONTINUOUS BLADES, TRIANGULAR SHAPES
- FRAME - XTF-ADD FLANGE FRAME 1.5" (38.1MM) USING A 2.5" X .081" (63.5MM X 2.1MM) T-BAR
- SCREEN - AS PER REQUEST
- FINISH - BAKED ENAMEL, ANODIZED AND OTHERS

TECHNICAL NOTES

- MAX. REC. INTAKE VEL. - 900 FPM THROUGH FREE AREA
- SHIPPING WEIGHT - APPROX. 4 LBS./SQ. FT.
- LOUVERS ARE MANUFACTURED .5" (12.7MM) SMALLER THAN ORDERED SIZE UNLESS EXACT DIMENSIONS ARE STATED.

* FOR MORE INFORMATION, CONTACT OUR FACTORY *



**XT-440U
VERTICAL SECTION**

**XTF-440U
VERTICAL SECTION**

NOTES

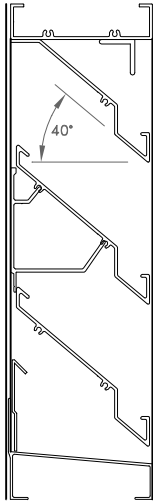
APPROVAL

DATE:
PROJECT:
ENGINEER:
CUSTOMER:
DISTRIBUTOR:

XT-440U



ALUMINUM LOUVER XT-440U

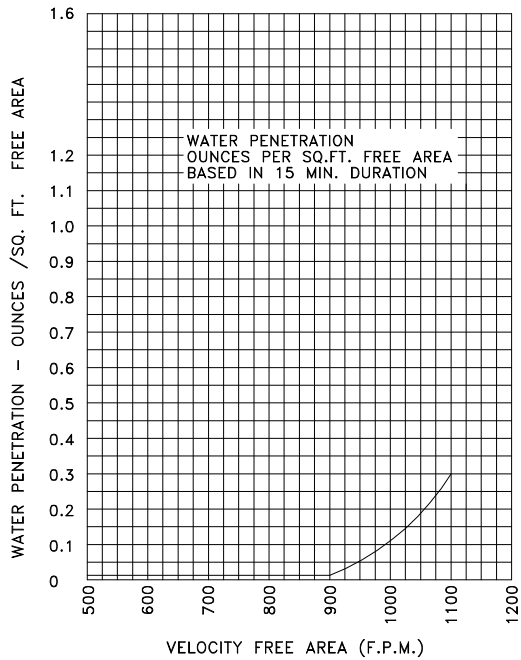


TEST
CONDITIONS:
A 48" X 48"
LOUVER WAS
USED FOR
THE TEST
AT STANDARD
AND
OPERATING
TEMPERATURE
RANGE OF
65°F - 85°,
AND
15 MINUTES
TEST DURATION
WATER PENETRATION

	WIDTH (INCHES)												
	12	18	24	30	36	42	48	54	60	66	72		
12	0.22	0.38	0.53	0.69	0.85	1.00	1.16	1.31	1.47	1.62	1.78		
16	0.33	0.56	0.79	1.02	1.24	1.47	1.70	1.93	2.16	2.39	2.62		
20	0.48	0.81	1.14	1.48	1.81	2.14	2.48	2.81	3.14	3.48	3.81		
24	0.63	1.07	1.50	1.94	2.38	2.81	3.25	3.69	4.13	4.56	5.00		
28	0.78	1.32	1.86	2.40	2.94	3.49	4.03	4.57	5.11	5.65	6.19		
32	0.93	1.57	2.22	2.87	3.51	4.16	4.80	5.45	6.09	6.74	7.39		
36	1.06	1.80	2.54	3.27	4.01	4.75	5.49	6.22	6.96	7.70	8.44		
40	1.18	2.00	2.82	3.65	4.47	5.29	6.11	6.93	7.75	8.57	9.40		
44	1.30	2.21	3.11	4.02	4.92	5.83	6.73	7.64	8.54	9.45	10.36		
48	1.42	2.41	3.40	4.39	5.38	6.37	7.36	8.35	9.34	10.33	11.32		
52	1.53	2.59	3.65	4.72	5.78	6.84	7.90	8.97	10.03	11.09	12.15		
56	1.68	2.84	4.01	5.18	6.34	7.51	8.68	9.85	11.01	12.18	13.35		
60	1.83	3.10	4.37	5.64	6.91	8.18	9.45	10.72	12.00	13.27	14.54		
64	1.98	3.35	4.73	6.10	7.48	8.85	10.23	11.60	12.98	14.35	15.73		
68	2.13	3.61	5.09	6.57	8.04	9.52	11.00	12.48	13.96	15.44	16.92		
72	2.26	3.83	5.40	6.97	8.54	10.12	11.69	13.26	14.83	16.40	17.97		
76	2.38	4.03	5.69	7.35	9.00	10.66	12.31	13.97	15.62	17.28	18.93		
80	2.50	4.24	5.98	7.73	9.46	11.20	12.94	14.67	16.41	18.15	19.89		
84	2.62	4.44	6.27	8.09	9.91	11.74	13.56	15.38	17.21	19.03	20.85		
88	2.73	4.62	6.52	8.42	10.31	12.21	14.10	16.00	17.90	19.79	21.69		
92	2.88	4.88	6.88	8.88	10.88	12.88	14.88	16.88	18.88	20.88	22.88		
96	3.03	5.13	7.24	9.34	11.45	13.55	15.66	17.76	19.87	21.97	24.07		
100	3.18	5.38	7.59	9.80	12.01	14.22	16.43	18.64	20.85	23.06	25.27		
104	3.33	5.64	7.95	10.27	12.58	14.89	17.21	19.52	21.83	24.15	26.46		
108	3.49	5.86	8.27	10.67	13.08	15.48	17.89	20.29	22.70	25.11	27.51		
112	3.58	6.07	8.56	11.05	13.53	16.02	18.51	21.00	23.49	25.98	28.47		
116	3.70	6.27	8.84	11.42	13.99	16.56	19.14	21.71	24.28	26.86	29.43		
120	3.82	6.48	9.13	11.79	14.45	17.10	19.76	22.42	25.08	27.73	30.39		
124	3.92	6.66	9.39	12.12	14.85	17.58	20.31	23.04	25.77	28.50	31.23		
128	4.07	6.91	9.74	12.58	15.41	18.25	21.08	23.92	26.75	29.59	32.42		
132	4.22	7.16	10.10	13.04	15.98	18.92	21.86	24.80	27.73	30.67	33.61		
136	4.37	7.42	10.46	13.50	16.55	19.59	22.63	25.68	28.72	31.76	34.80		
140	4.52	7.67	10.82	13.97	17.11	20.26	23.41	26.55	29.70	32.85	36.00		
144	4.66	7.90	11.18	14.37	17.61	20.85	24.09	27.33	30.57	33.81	37.05		

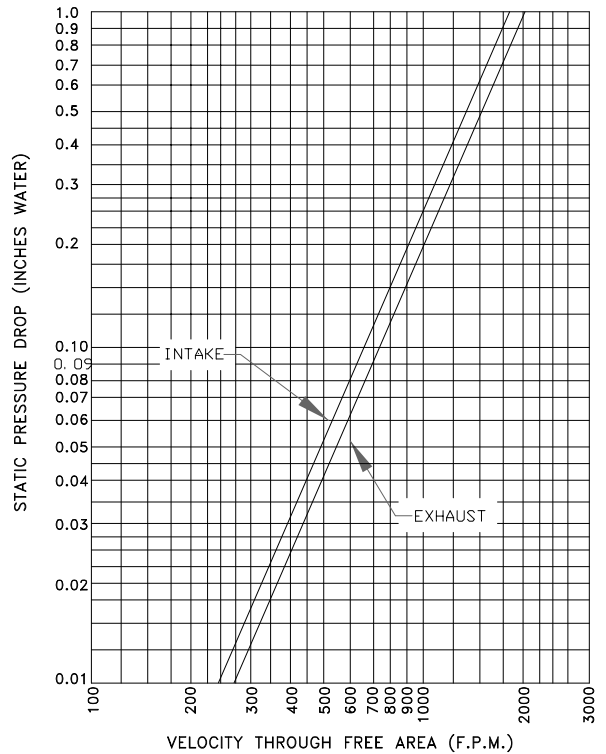
HEIGHT (INCHES)

FREE AREA TABLE (SQ. FT.)
RATING INCLUDES THE EFFECT OF A BIRDSCREEN



WATER PENETRATION GRAPH

900 F.P.M. BEGINNING OF WATER PENETRATION
(10.23 MPH WIND)



AIR PERFORMANCE GRAPH

THE INFORMATION CONTAINED ON THIS DATA SHEET REMAINS THE PROPERTY OF WESTERN VENTILATION PRODUCTS LTD. AND IS PROTECTED BY COPYRIGHT. WESTVENT AIR PERFORMANCE RATINGS SHOWN ARE BASED ON TESTS MADE BY TECHNICIANS IN OUR TEST LABORATORY.