

HORIZONTAL SECTION



ALUMINUM LOUVER XT-445V XTF-445V

STANDARD SPECIFICATIONS

- CONST. - 6063-T5 EXTRUDED ALUMINUM, WELDED ASSEMBLY
- FRAME - 4" X 1" X .081", (101.6MM X 25.4MM X 2.1MM) CHANNEL, UP TO 48" (1219.2MM) 4" X 1.5" X .081", (101.6MM X 38.1MM X 2.1MM) OVER 48" (1219.2MM), SIDE DRAIN CHANNEL, BUTT CORNERS, 5° SLOPED SILL
- BLADES - 4" X .081" (101.6MM X 2.1MM) SET AT 45°, 3.5" (88.9MM) SPACING, TYPE "V" CARRIES WATER TO SIDE DRAIN CHANNELS AT CENTER, SUPPORTS AT 48" (1219.2MM) CENTERS
- SCREEN - .75" X .75" (19.1MM X 19.1MM) X 18 GAUGE GALVANIZED, SCREW FASTENED
- FINISH - MILL ALUMINUM
- SIZE - MINIMUM 12" X 12" (304.8MM X 304.8MM) MAXIMUM SECTION WIDTH 144" (3657.6MM) MAXIMUM SECTION HEIGHT 144" (3657.6MM) MAXIMUM SECTION SIZE 72 SQ. FT.

OPTIONS

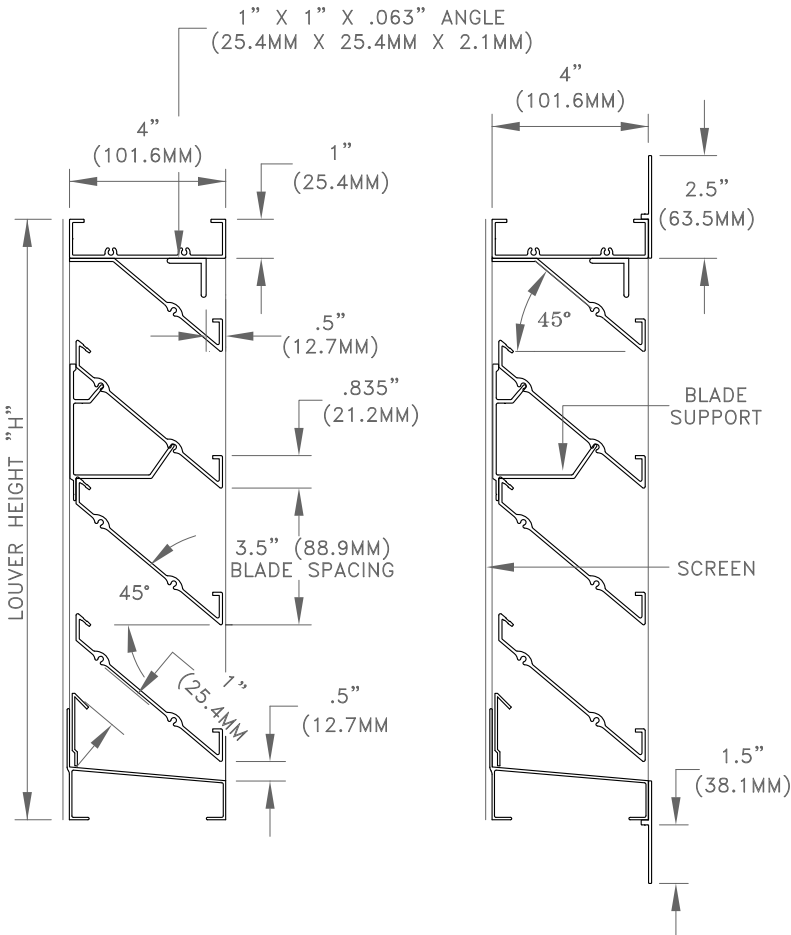
- CONST. - WELDED, CONTINUOUS BLADES, TRIANGULAR SHAPES
- FRAME - XTF-ADD FLANGE FRAME 1.5" (38.1MM) USING A 2.5" X .081" (63.5MM X 2.1MM) T-BAR, BUTT CORNERS
- SCREEN - AS PER REQUEST
- FINISH - BAKED ENAMEL, ANODIZED & OTHERS

TECHNICAL NOTES

- MAX. REC. INTAKE VEL. - 1087 FPM THROUGH FREE AREA
- SHIPPING WEIGHT - APPROX. 5 LBS./SQ. FT.

LOUVERS ARE MANUFACTURED .5" (12.7MM) SMALLER THAN ORDERED SIZE UNLESS EXACT DIMENSIONS ARE STATED

* FOR MORE INFORMATION, CONTACT OUR FACTORY *



XT-445V
VERTICAL SECTION

XTF-445V
VERTICAL SECTION

NOTES

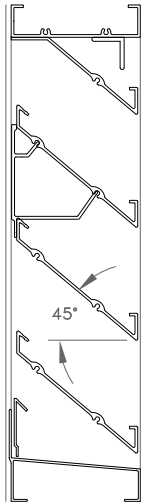
APPROVAL

DATE:
PROJECT:
ENGINEER:
CUSTOMER:
DISTRIBUTOR:

XT445V-1



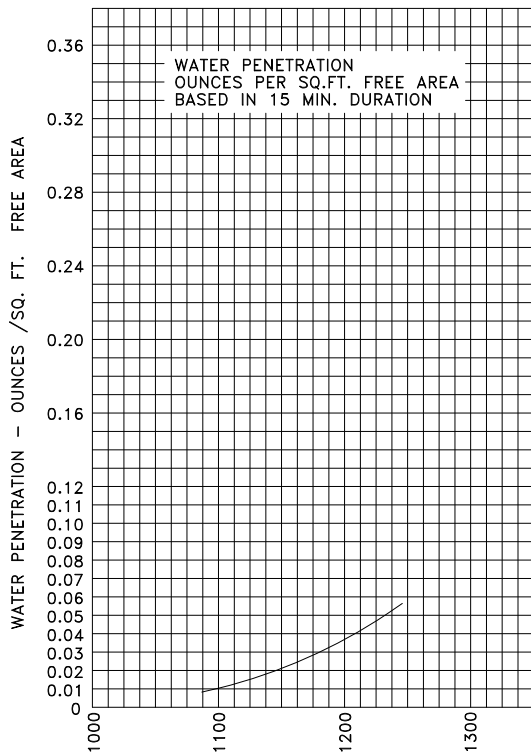
ALUMINUM LOUVER XT-445V



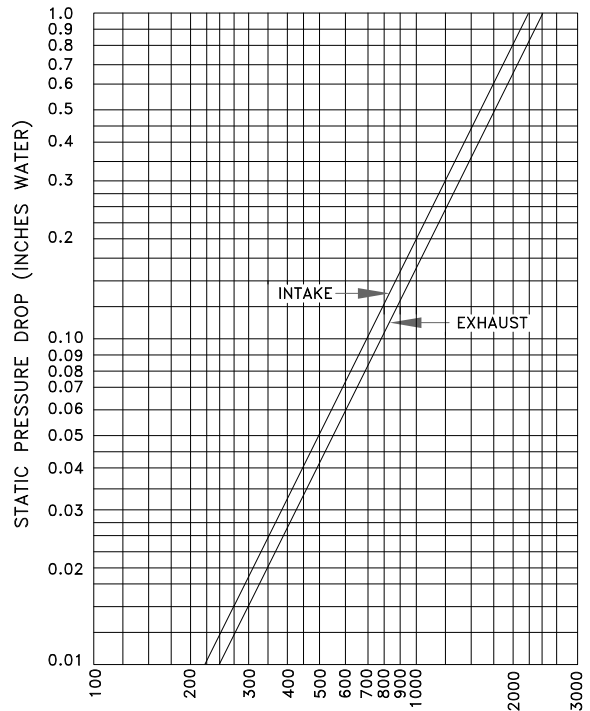
TEST
CONDITIONS:
A 48" X 48"
LOUVER WAS
USED FOR
THE TEST;
AT STANDARD
AIR DENSITY
AND
OPERATING
TEMPERATURE
RANGE OF
65°F - 85°F,
AND
15 MINUTES
TEST DURATION

	WIDTH (INCHES)										
	12	18	24	30	36	42	48	54	60	66	72
12	0.28	0.48	0.68	0.88	1.08	1.27	1.47	1.67	1.87	2.06	2.26
16	0.41	0.70	0.99	1.27	1.56	1.85	2.13	2.42	2.71	3.00	3.28
20	0.54	0.92	1.29	1.67	2.04	2.42	2.80	3.17	3.55	3.92	4.30
24	0.68	1.15	1.62	2.10	2.57	3.04	3.52	3.99	4.46	4.93	5.41
28	0.84	1.42	2.00	2.58	3.16	3.75	4.33	4.91	5.49	6.07	6.65
32	0.99	1.68	2.38	3.07	3.76	4.45	5.14	5.83	6.52	7.21	7.90
36	1.15	1.95	2.75	3.55	4.35	5.15	5.95	6.75	7.55	8.35	9.15
40	1.31	2.22	3.13	4.03	4.94	5.85	6.76	7.67	8.58	9.49	10.40
44	1.44	2.43	3.43	4.43	5.43	6.43	7.42	8.42	9.42	10.42	11.42
48	1.56	2.65	3.74	4.82	5.91	7.00	8.09	9.17	10.26	11.35	12.43
52	1.70	2.89	4.07	5.25	6.44	7.62	8.81	9.99	11.17	12.36	13.54
56	1.86	3.15	4.45	5.74	7.03	8.32	9.62	10.91	12.20	13.50	14.79
60	2.02	3.42	4.82	6.22	7.62	9.03	10.43	11.83	13.23	14.64	16.04
64	2.17	3.68	5.20	6.71	8.22	9.73	11.24	12.75	14.26	15.78	17.29
68	2.33	3.95	5.57	7.19	8.81	10.43	12.05	13.67	15.29	16.91	18.53
72	2.46	4.17	5.88	7.59	9.30	11.01	12.72	14.42	16.13	17.84	19.55
76	2.59	4.38	6.18	7.98	9.78	11.58	13.38	15.18	16.97	18.77	20.57
80	2.72	4.62	6.52	8.41	10.31	12.20	14.10	15.99	17.89	19.78	21.68
84	2.88	4.89	6.89	8.89	10.90	12.90	14.91	16.91	18.92	20.92	22.93
88	3.04	5.15	7.27	9.38	11.49	13.61	15.72	17.83	19.95	22.06	24.17
92	3.20	5.42	7.64	9.86	12.09	14.31	16.53	18.75	20.98	23.20	25.42
96	3.35	5.68	8.02	10.35	12.68	15.01	17.34	19.67	22.01	24.34	26.67
100	3.48	5.90	8.32	10.74	13.16	15.58	18.01	20.43	22.85	25.27	27.69
104	3.61	6.12	8.63	11.14	13.65	16.16	18.67	21.18	23.69	26.20	28.71
108	3.75	6.35	8.96	11.57	14.17	16.78	19.39	21.99	24.60	27.21	29.81
112	3.90	6.62	9.34	12.05	14.77	17.48	20.20	22.91	25.63	28.35	31.06
116	4.06	6.89	9.71	12.54	15.36	18.19	21.01	23.84	26.66	29.49	32.31
120	4.22	7.15	10.09	13.02	15.95	18.89	21.82	24.76	27.69	30.62	33.56
124	4.37	7.42	10.46	13.50	16.55	19.59	22.63	25.68	28.72	31.76	34.81
128	4.50	7.63	10.77	13.90	17.03	20.16	23.30	26.43	29.56	32.69	35.83
132	4.63	7.85	11.07	14.29	17.52	20.74	23.96	27.18	30.40	33.62	36.84
136	4.77	8.09	11.41	14.72	18.04	21.36	24.68	28.00	31.31	34.63	37.95
140	4.93	8.35	11.78	15.21	18.64	22.06	25.49	28.92	32.34	35.77	39.20
144	5.08	8.62	12.16	15.69	19.23	22.76	26.30	29.84	33.37	36.91	40.45

FREE AREA TABLE (SQ. FEET)
RATINGS INCLUDE THE EFFECT OF A BIRD SCREEN



WATER PENETRATION GRAPH
1087 F.P.M. BEGINNING OF WATER PENETRATION
(12.35 MPH WIND)



AIR PERFORMANCE GRAPH

THE INFORMATION CONTAINED ON THIS DATA SHEET REMAINS THE PROPERTY OF WESTERN VENTILATION PRODUCTS LTD. AND IS PROTECTED BY COPYRIGHT. WESTVENT AIR PERFORMANCE RATINGS SHOWN ARE BASED ON TESTS MADE BY TECHNICIANS IN OUR TEST LABORATORY.