STATIONARY LOUVERS

MODEL 450WV

SIGHT PROOF LOUVER

www.westvent.com www.westernhvac.ca

STANDARD CONSTRUCTION

MATERIAL	6063-T5 EXTRUDED ALUMINUM
BLADE	0.081" (2.1 mm) NOMINAL
BLADE ANGLE	45 DEGREES
BLADE SPACING	3.5" (89 mm)
FRAME	0.081" (2.1 mm) NOMINAL
DEPTH	4" (102 mm)
SCREEN	0.75" (19 mm) WELDED GALV'D
CONSTRUCTION	TMAW / GMAW WELDED
UNDERSIZE	0.5" (19 mm)
MINIMUM SIZE	12" W x 12" H (305 mm)
MAXIMUM SIZE (SINGLE SECTION)	144" H (3658 mm) 144" H (3658 mm)
MAXIMUM AREA (SINGLE SECTION)	60 Sq. FEET (6.69 Sq. METERS)
MAXIMUM SIZE (MULTI SECTION)	UNLIMITED - VISIBLE MULLION
***MAX VELOCITY* - START OF WATER PENETRATION**	750 FPM (3.81 M/S)
***PRESSURE DROP* - START OF WATER PENETRATION**	0.011" H_2O (0.027 kPa)

XT-450WV CHANNEL FRAME

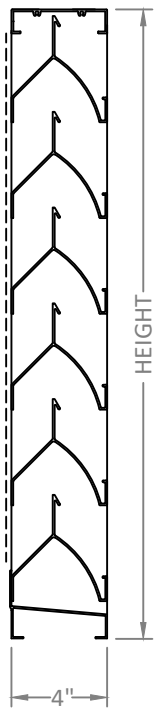

XTF-450WV FLANGE FRAME

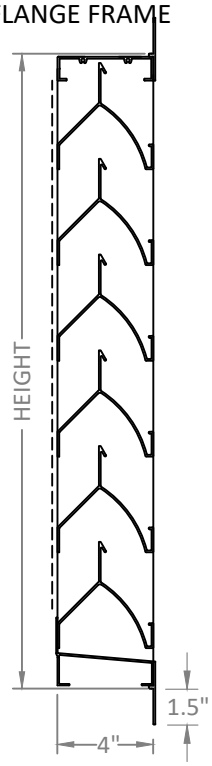



LOUVER OPTIONS

CONSTRUCTION MATERIAL	
-	EXTRUDED ALUMINUM
FRAME	
-	CHANNEL FRAME 4" X 1"
-	FLANGE FRAME, 1.5" ADD FLANGE
SCREENS	
-	0.5" (13 mm) ALUMINUM BIRD SCREEN IN FRAME
-	0.75" (19 mm) ALUMINUM BIRD SCREEN IN FRAME
-	0.75" (19 mm) GALVANIZED WELDED BIRD SCREEN
-	#8 GALVANIZED WELDED BUG SCREEN
-	VARIETY OF EXPANDED METAL SCREENS
FINISH	
-	MILL FINISH STANDARD
-	POWDER COAT
OTHER	
-	BLANK OFF PANEL
-	SLEEVE
-	FILTER RACK
-	WALL HOOD
-	CONTROL DAMPER

ALL STATED SPECIFICATIONS ARE SUBJECT TO CHANGE WITHOUT NOTICE OR OBLIGATION.

WESTERN VENTILATION PRODUCTS LTD. CALGARY, ALBERTA SALES@WESTERNHVAC.CA

STATIONARY LOUVERS

MODEL 450WV

SIGHT PROOF LOUVER

www.westvent.com

www.westernhvac.ca

WIDTH (INCHES)

HEIGHT (INCHES)	12	18	24	30	36	42	48	54	60	66	72
12	0.20	0.32	0.44	0.56	0.68	1.09	0.91	1.03	1.15	1.27	1.39
16	0.30	0.47	0.65	0.83	1.01	1.47	1.36	1.54	1.71	1.89	2.07
20	0.39	0.63	0.86	1.10	1.33	1.86	1.81	2.04	2.28	2.51	2.75
24	0.49	0.78	1.08	1.37	1.66	2.25	2.25	2.54	2.84	3.13	3.43
28	0.59	0.94	1.29	1.64	1.99	2.64	2.70	3.05	3.40	3.75	4.10
32	0.68	1.09	1.50	1.91	2.32	3.02	3.14	3.55	3.96	4.37	4.78
36	0.78	1.25	1.71	2.18	2.65	3.41	3.59	4.06	4.52	4.99	5.46
40	0.87	1.40	1.93	2.45	2.98	3.80	4.03	4.56	5.09	5.61	6.14
44	0.97	1.56	2.14	2.73	3.31	4.19	4.48	5.06	5.65	6.23	6.82
48	1.07	1.71	2.35	3.00	3.64	4.57	4.92	5.57	6.21	6.85	7.50
52	1.16	1.86	2.57	3.27	3.97	4.96	5.37	6.07	6.77	7.47	8.17
56	1.26	2.02	2.78	3.54	4.30	5.35	5.82	6.58	7.33	8.09	8.85
60	1.36	2.17	2.99	3.81	4.63	5.74	6.26	7.08	7.90	8.71	9.53
64	1.45	2.33	3.20	4.08	4.96	6.12	6.71	7.58	8.46	9.33	10.21
68	1.55	2.48	3.42	4.35	5.28	6.51	7.15	8.09	9.02	9.95	10.89
72	1.65	2.64	3.63	4.62	5.61	6.90	7.60	8.59	9.58	10.58	11.57
76	1.74	2.79	3.84	4.89	5.94	7.28	8.04	9.09	10.14	11.20	12.25
80	1.84	2.95	4.06	5.16	6.27	7.67	8.49	9.60	10.71	11.82	12.92
84	1.93	3.10	4.27	5.44	6.60	8.06	8.94	10.10	11.27	12.44	13.60
88	2.03	3.26	4.48	5.71	6.93	8.45	9.38	10.61	11.83	13.06	14.28
92	2.13	3.41	4.69	5.98	7.26	8.83	9.83	11.11	12.39	13.68	14.96
96	2.22	3.57	4.91	6.25	7.59	9.22	10.27	11.61	12.96	14.30	15.64
100	2.32	3.72	5.12	6.52	7.92	9.61	10.72	12.12	13.52	14.92	16.32
104	2.42	3.87	5.33	6.79	8.25	10.00	11.16	12.62	14.08	15.54	17.00
108	2.51	4.03	5.54	7.09	8.58	10.38	11.61	13.13	14.64	16.16	17.67
112	2.61	4.18	5.76	7.33	8.91	10.77	12.05	13.63	15.20	16.78	18.35
116	2.71	4.34	5.97	7.60	9.24	11.16	12.50	14.13	15.77	17.40	19.03
120	2.80	4.49	6.18	7.87	9.56	11.55	12.95	14.64	16.33	18.02	19.71
124	2.90	4.65	6.40	8.15	9.89	11.93	13.39	15.14	16.89	18.64	20.39
128	2.99	4.80	6.61	8.42	10.22	12.32	13.84	15.64	17.45	19.26	21.07
132	3.09	4.96	6.82	8.69	10.55	12.71	14.28	16.15	18.01	19.88	21.74
136	3.19	5.11	7.03	8.96	10.88	13.10	14.73	16.65	18.58	20.50	22.42
140	3.28	5.27	7.25	9.23	11.21	13.48	15.17	17.16	19.14	21.12	23.10
144	3.38	5.42	7.46	9.50	11.54	13.58	15.62	17.66	19.70	21.74	23.78

AIR PERFORMANCE GRAPH

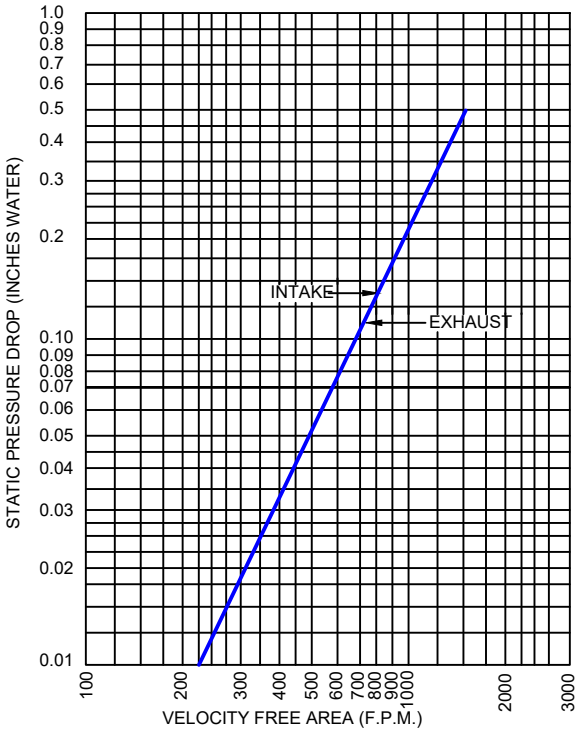

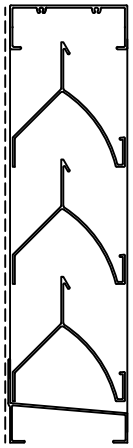

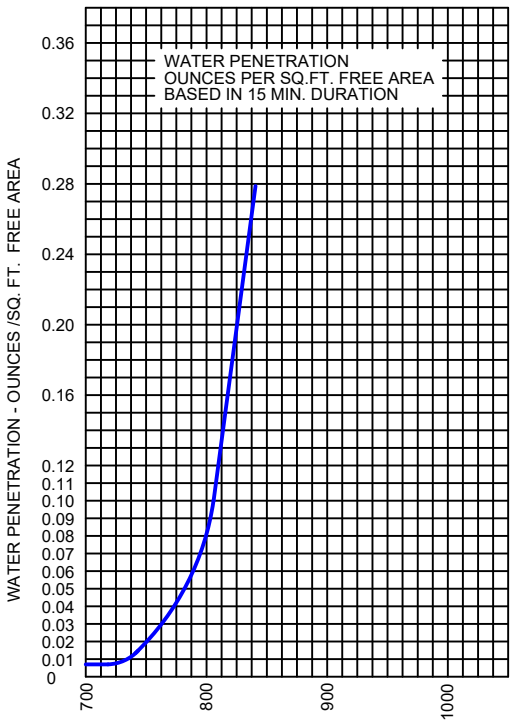

750 F.P.M. BEGINNING OF WATER PENETRATION
(8.52 MPH WIND)

TEST CONDITIONS:
48" X 48" LOUVER WAS USED FOR THE TEST;
AT STANDARD AIR DENSITY AND OPERATING TEMPERATURE RANGE OF 65°F - 85°F.
15 MINUTE TEST DURATION

ALL STATED SPECIFICATIONS ARE SUBJECT TO CHANGE WITHOUT NOTICE OR OBLIGATION.

WESTERN VENTILATION PRODUCTS LTD. CALGARY, ALBERTA SALES@WESTERNHVAC.CA